



2018 10 31

42 43 18

35

48
183

22

2018 10 15



.....	1
.....	3
.....	15
.....	17
.....	34
.....	36
.....	42

A

2018 10 12

2018 10 31



1 4 9 6

2018 10 11

15

15

A

571

%



DONGYUE GROUP LIMITED

東岳集團有限公司

(於開曼群島註冊成立的有限公司)

(股份代號：189)

Vistra (Cayman) Limited
P.O. Box 31119
Grand Pavillion, Hibiscus Way
802 West Bay Road
Grand Cayman, KY1-1205
Cayman Islands

151

15 02

15

15

3(f)

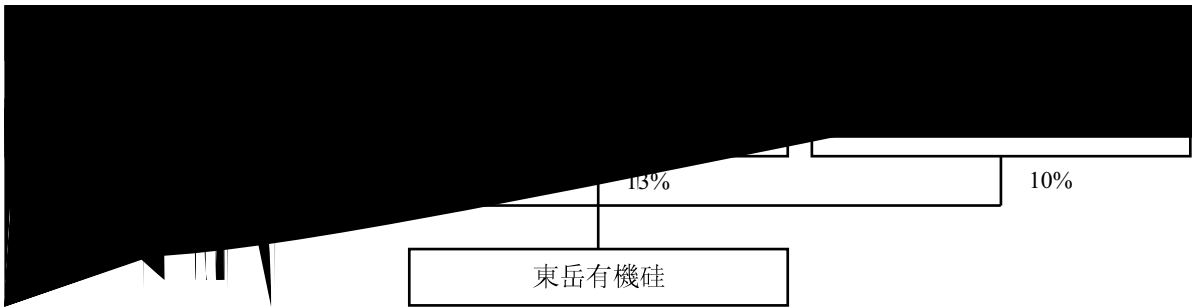
15 3(e)(1)

(iii) (ii)

(i)

300,000,000 A
25% A

900,000,000
77%



1.

42.48%

(ii)

(i)


41.75% (iii)

2.

53.35% 3.33% 43.32%

57.75%

25%



A

(i)

A

(ii)

(iii)

(iv)

A

(v)

A

2018 8 31

1.98

A



2018 12 31 45

A

A

12 (i) A

(ii) A

A

A

A

1.	283,000		2020	2,980,740,200	66.24%
				- 47%	
				- 20%	
				- 15%	
				- 14%	
2.			2020	498,000,000	11.07%
				- 64%	
				- 24%	
				- 10%	
3.	5	11,000	2019	200,000,000	4.44%
				- 50%	
				- 20%	
				- 10%	
				- 10%	
				- 5%	
				- 2.5%	
				- 2.5%	
4.	85%			821,259,800	18.25%
	15%				
				<u>4,500,000,000</u>	<u>100.00%</u>



(i)

36
12

(ii)

(iii)



57.75%

(i)

(ii)

(iii)

(iv)

(v)

(vi)

(vii)

PVC (iii) (i) (ii)
 (v) (iv) (vi)

2017 12 31

2016
12 31

2017
12 31

60,735
44,033

401,732
285,348

2017
12 31

743,125

(iii)

(i)
PVC

(iv)

(ii)

(v)

(i)

(ii)

(iii)



15
15 3(f)
15
3(f)

15 15 3(f)
15 3(f)

(i) (ii) (iii)
(iv)

15 3(f)
15
3(f)



(i)

(ii)

(iii)

2018 10 15



DONGYUE GROUP LIMITED

東岳集團有限公司

(於開曼群島註冊成立的有限公司)

(股份代號：189)

2018 10 15

2018 10 15



8

3201-3204

2018 10 15

15

15

3(f)

77%

57.75%

14.29

14.07

25%

75%

15

3(e)(1)

(ii)

(i)

(iii)

2018 3 29

2018 10 12

13.80

(a)

(b)

13.84



PVC		(iv)	(ii)	PVC	(i)	(iii)
2017 12 31	2018 6 30	(v)			2016 12 31	2017 12 31
		(vi)			2017 6 30	2018 6 30
					2016	2017
					12 31	12 31
					6 30	6 30
					2017	2018
					6 30	6 30
					7,969,773	10,137,137
					2,187,639	2,927,843
					1,828,048	2,502,275
					1,684,716	2,428,256
PVC					1,211,244	1,604,099
					871,162	285,510
					186,964	389,154
					1,641,055	3,064,272
					862,114	2,141,773
					615,466	1,681,799
					796,873	891,740
					99,335	132,163
					131,355	899,610
					1,505,442	2,478,411
					952,709	1,845,417
					750,432	1,365,167

	2017	10,137.1	2016	7,969.8
27.19%	2017 12 31			
	PVC	2017	33.84%	36.88%
2017	1,681.8		44.13%	32.43%
173.26%			615.5	
2018		7,373.2	2017	
4,789.7	53.94%			
PVC	43.30%	34.59%	57.86%	11.90%
2017	81.92%			2018
2018 6 30				
	14,589.3			
7,461.5				
		2016	2017 12 31	
2018 6 30				



•

•

•

PVC

(i)

(ii)

(iii)PVC

•

(i)

(ii)

(iii)

•

1)

2)

3)

4)

(i)

(ii)

(iii)

(iv)

(v)

(vi)

(vii)

(i)

(ii)

(iii)

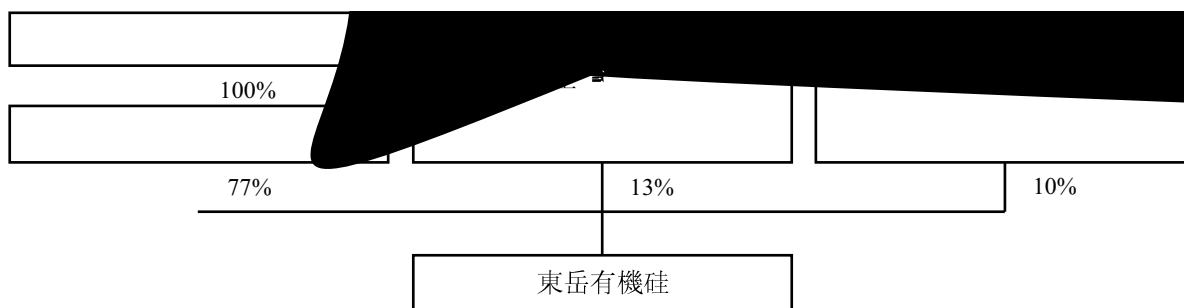
A

300,000,000 A
25%

900,000,000

77%

57.75%

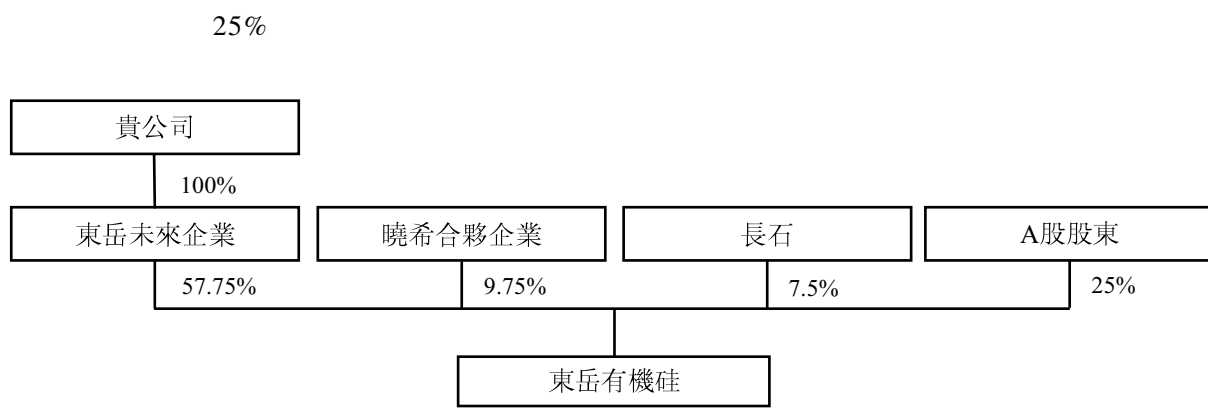


1.

42.48% (ii) (i)
41.75% (iii)

2.

53.35% 3.33% 43.32%



(i)

(iii)

(ii)

A



(i)
A (ii)
A (iii) (iv) A
A (v) A
2018 8 31
1.98 A
45
2018 12 31
A A
12 (i) A
A (ii) A
A A
A

			2018	5			
					2017		2
			2022			2.5	2017
		2	2016	7.9%			2017
2022	8.1%		2017				
							2010
0.3	2017	1		233.3%			
2022							

2010

SAGSI (www.chinasilicon.com) SAGSI 2008
SAGSI

1.	283,000		2020	2,980,740,200	66.24%
				- 47%	
				- 20%	
				- 15%	
				- 14%	
				- 4%	

2.		2020	498,000,000	11.07%
			- 64%	
			- 24%	
			- 10%	
			- 2%	
3.	5	2019	200,000,000	4.44%
	11,000		- 50%	
			- 20%	
			- 10%	
			- 10%	
			- 5%	
			- 2.5%	
			- 2.5%	
4.	85%		821,259,800	18.25%
	15%			
			<u>4,500,000,000</u>	<u>100.00%</u>

45 81.75%

18.25%

i) 2018 8 31

45 ii) 1.98

i) 45

45 180 45

45 25% 4 300,000,000 (i) 180 (ii) 2017 12 31 63.1

285.3

ii) 1.98

23.76 594

1.98 300,000,000

25%	4	(i)	23.76	(ii)	2017	12	31	
		285.3						8.3

50%

	1	2	3
300041.SZ	9.26	0.2671	34.67
002909.SZ	13.17	0.48	27.44
300727.SZ	19.87	0.64	31.05
002211.SZ	4.31	0.05	86.20
300019.SZ	5.63	0.1572	35.81
			35.81
			27.44
		4	32.24

1.

2.

3.

2

1



4.

86.20

A

A

A

A

63.1

45

2017 12 31

285.3

8.3

2018 8 31

1.98

2017 12 31

285.3

32.24

8.3

63.1

A

15

3(f)

15

3(f)



3(f)

15

3(f)

15

57.75%

57.75%

	2017 12 31		
10,137.1		2,428.3	
	2017 12 31		76%
	2018 6 30		
7,461.5		1,579.4	
2018 6 30			78.8%

- (i)
- (b)
- (ii)
- (v)
- (a)
- (iii)
- (iv)
- A

2018 10 15

1

6

15

1.

2018 8 31

		2,082,800,000	
63,000,000	40,000,000		26,513,000
	3,340,000		23,000,000
	285,551,000		551,000,000
1,531,800,000			
4.35%	6.37%		

2018 8 31

2018 8 31

2.

3.

	(i)	(ii)
(iii)	(iv)	PVC
(v)		(vi)

2018

2018

2018

2018

4.

2017 12 31

1.

2.

(i)

(a)

XV 7 8 XV
352

1

2	178,277,273 (L)	8.44
	7,147,636 (L)	0.34
3	616,646,818 (L)	29.20
4	75,634,000 (L)	3.58
	6,353,454 (L)	0.30
	397,091 (L)	0.02
	650,000 (L)	0.03

1. L

2. Dongyue Team Limited 100%
Dongyue Team Limited 178,277,273 (L)

3. 4.25% 53.35% 33.33% 90%

4. Dongyue Wealth Limited 100%
Dongyue Wealth Limited 75,634,000 (L)

XV 7 8 XV
352

(b)

(i) 2018 1 1 2018 5 18
2017 12 31

(ii)

(c)

(d)

(ii)

336

XV 2 3

1

	2	616,646,818 (L)	29.20
	2	616,646,818 (L)	29.20
	2	616,646,818 (L)	29.20
	2	616,646,818 (L)	29.20
	2	616,646,818 (L)	29.20
Dongyue Team Limited	3	178,277,273 (L)	8.44
	4	156,852,363 (L)	7.43
		5,162,180 (L)	0.24
Dongyue Initiator Limited	4	156,852,363 (L)	7.43

1. L

2.

90% 4.25%

53.35% 33.33%

3. Dongyue Team Limited 100%
Dongyue Team Limited 178,277,273 (L)

4. Dongyue Initiator Limited 100%
Dongyue Initiator Limited 156,852,363 (L)

XV 2 3

336

3.

2017 1 25 2017 12 4 2018 6 27 2018 7 13

4.

(i)

2017 1 26

2017 1 26

(ii)

2017 6 28
36%

2017 6 28

(iii)

28

2017 6
100%

2017 6 28

(iv)

2017 12 18

2017 12 18

(v)

2017 12 28

2017 12 28

(vi) 2018 1 18
2018 1 18

(vii) 2018 1 18

2018 1 18

(viii) 2018 5
18 40%

2018 5 18

5.

6 1 4
9

2017 12 31

6.

(i)

(ii) Vistra (Cayman) Limited, P.O. Box 31119, Grand Pavillion, Hibiscus Way, 802 West Bay Road, Grand Cayman, KY1-1205, Cayman Islands

(iii) 151 15 02

(iv) 183 22

(v)

7.

14
151 15 02

(i)

(ii) 15 16

(iii) 17 33

(iv)

(v)

(vi) 2016 12 31 2017 12 31

(vii)



DONGYUE GROUP LIMITED

東岳集團有限公司

(於開曼群島註冊成立的有限公司)

(股份代號：189)

2018 10 31

18 35

(a)

(b)

2018 10 15

